


Gamry introduces new battery holders !

Pouch Cell Holder




The Pouch Cell Holder allows the researcher to connect a large variety of pouch cells to Gamry Instruments' potentiostats. High currents, up to 30A, may be passed through the battery holder, without danger of destroying the holder. The Pouch Cell Holder allows four-point measurements, and is usable with all Gamry Instruments potentiostats, including the 30k Booster.

General Gamry Instruments Potentiostats

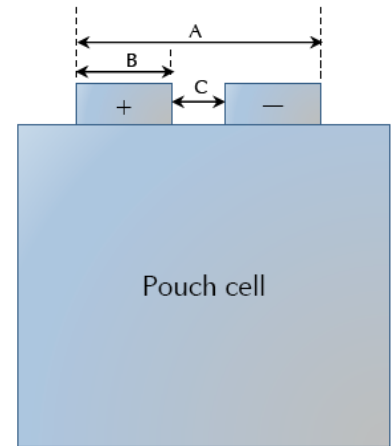


Standard 4-mm banana-plug receptacles are mounted on the front edge of the holder to connect to your potentiostat. A dual receptacle or pin connection is available for the reference electrode. Be sure to remove the plastic guard from the pin on the reference connection before use. For the Reference™ 600+ Potentiostat, we supply 4-mm-to-2-mm adapters.

30k Booster

The Pouch Cell Holder is compatible with Gamry Instruments' 30k Booster™ for high-current work. Connect the Booster to the Holder via the threaded connections to the Working Electrode (WE) and Counter Electrode (CE). Place the Booster's connectors between the copper washers, and lock the connectors in place with the nuts. Use the M8 wrench (spanner) supplied with your 30k Booster to loosen and tighten the nuts



Real four-point measurements



Specifications

| | |
|---|--|
| Width x Length x Height: | 243 mm x 300 mm x 36 mm (9.57" x 11.8" x 1.4") |
| Weight: | 250 g (0.55 lbs.) |
| Maximum current rating: | 30 A |
| Maximum operational temperature: | 80°C (176°F) |
| Area of support surface: Width x Length | 231 mm x 229 mm (9.10" x 9.02") You may use larger batteries which protrude beyond the platform, but you may need extra support if the battery does not lie flat on the platform. |
| Gold-plated contact area per electrode: Width x Length | 100 mm x 20 mm (3.93" x 0.78") |
| Maximum electrode thickness for battery electrodes: | 2 mm (0.08") |
| Maximum width for both electrodes together (A): | 210 mm (8.26") |
| Maximum width for one electrode (B): | 100 mm (3.93") |
| Minimum gap between electrodes (C): | 10 mm (0.39") |
| Relative Humidity: | 90% (non-condensing) |
| Fuse | 35 A Eaton BK/ATC-35, 32 V maximum |



C3 PROZESS- UND
ANALYSENTECHNIK GmbH
Peter-Henlein-Str. 20
D-85540 Haar b. München
Telefon 089/45 60 06 70
Telefax 089/45 60 06 80
info@c3-analysentechnik.de
www.c3-analysentechnik.de

